

the world of


SHAN•ROD

fabricated butterfly and gate valves, dampers and guillotines for industry

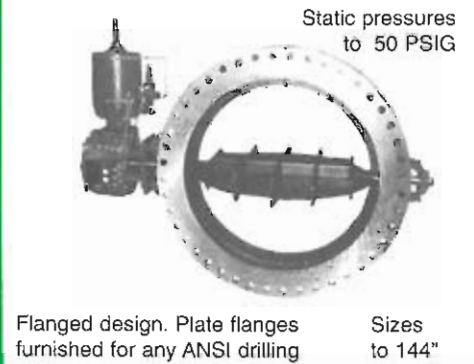
MEDIUM DUTY 2100 SERIES




HEAVY DUTY WAFER 2200 SERIES



HEAVY DUTY 2300 SERIES




HEAVY DUTY DUCTWORK 2400 SERIES




SOLID WAFER 2500 SERIES




INTEGRAL 3-WAY 2600 SERIES




HEAVY DUTY WELD END 2700 SERIES



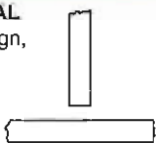
WATER-COOLED 2300 SERIES



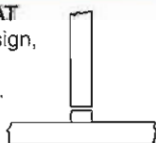
REFRACTORY-LINED 2300 SERIES



CONVENTIONAL
Swing-thru design,
*4-5% leakage.



SCISSOR SEAT
Swing-thru design,
approx.
*1-2% leakage.



METAL SEAT
Materials same as
body - approx.
*1% leakage.



TADPOLE SEAT
Material furnished
varies with service.
Temp. to 1800° F.
approx.
*1/4 of 1% leakage.



* Leakage based on damper capacity.


As we are continually developing our products, the design of SHAN•ROD valves is subject to change without notice.

MULTI-BLADE ROUND 2800 SERIES




Sizes to 144"


RECTANGULAR 3200 SERIES




MULTI-LOUVER 3400 & 3600 SERIES



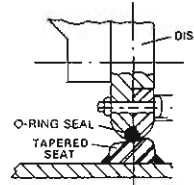
SINGLE FLAP 3900 SERIES




**TIGHT SHUT-OFF
EV-O-SEAL 4100 SERIES**



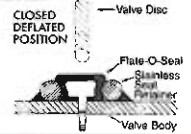
- FEATURES
1. Class V leakage
 2. Large & odd sizes
 3. Available in all weldable alloys



**TIGHT SHUT-OFF
BUTTERFLY™ 4300 SERIES**




- FEATURES
1. Bubble tight shut-off
 2. No-wear seat design
 3. No seating torque required



GATE VALVE 5000 SERIES



KNIFE GATE 5100 SERIES



SPECIAL GATE 6000 SERIES



For more detailed information, contact factory or representative.



fabricated butterfly valves and dampers
 7308 Driver Road, Berlin Heights, Ohio 44814
 Phone: 419-588-2066 • FAX 419-588-3310
 E-mail: info@shanrod.com 
www.shanrod.com